

## 8MM Pitch SilentSync® Belts

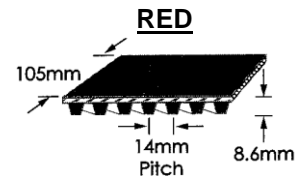
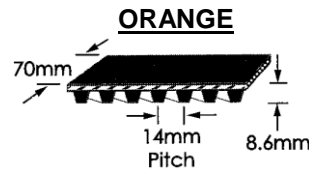
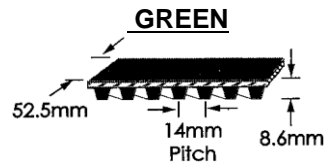
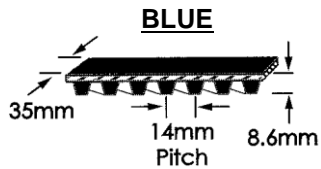
Number Of Teeth	Length In Inches	Yellow Belt Part Number	White Belt Part Number	Purple Belt Part Number
80	25.20	Y-640	W-640	-
90	28.35	Y-720	W-720	P-720
100	31.50	Y-800	W-800	P-800
112	35.28	Y-896	W-896	P-896
125	39.37	Y-1000	W-1000	P-1000
140	44.09	Y-1120	W-1120	P-1120
150	47.24	Y-1200	W-1200	P-1200
160	50.39	Y-1280	W-1280	P-1280
180	56.69	Y-1440	W-1440	P-1440
200	62.99	Y-1600	W-1600	P-1600
224	70.55	Y-1792	W-1792	-
250	78.74	Y-2000	W-2000	-
280	88.19	Y-2240	W-2240	-
300	94.49	Y-2400	W-2400	-

### Part Number Nomenclature

#### Y-640

Y = Yellow Color

640 = 640mm Pitch Length



## 14MM Pitch SilentSync® Belts

Number Of Teeth	Length In Inches	Blue Belt Part Number	Green Belt Part Number	Orange Belt Part Number	Red Belt Part Number
71	39.13	B-994	G-994	-	-
80	44.09	B-1120	G-1120	O-1120	-
85	46.85	B-1190	G-1190	O-1190	-
90	49.61	B-1260	G-1260	O-1260	R-1260
100	55.12	B-1400	G-1400	O-1400	R-1400
112	61.73	B-1568	G-1568	O-1568	R-1568
125	68.90	B-1750	G-1750	O-1750	R-1750
140	77.17	B-1960	G-1960	O-1960	R-1960
150	82.68	B-2100	G-2100	O-2100	R-2100
160	88.19	B-2240	G-2240	O-2240	R-2240
170	93.70	B-2380	G-2380	O-2380	R-2380
180	99.21	B-2520	G-2520	O-2520	R-2520
190	104.72	B-2660	G-2660	O-2660	R-2660
200	110.24	B-2800	G-2800	O-2800	R-2800
224	123.46	B-3136	G-3136	O-3136	R-3136
236	130.08	B-3304	G-3304	O-3304	R-3304
250	137.80	B-3500	G-3500	O-3500	R-3500
280	154.33	B-3920	G-3920	O-3920	R-3920