
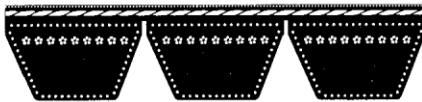


HY-T® TORQUE TEAM® (CLASSICAL)

ContiTech



Part No: 3/BX112
 3/ 3 Rib Joined Construction
 B .66" Top Width - Classical Profile Rib
 X Premium Cogged Construction
 112 Approximate 112" Inside Length



**ENVELOPE
CROSS SECTION**



**CUT-EDGE
CROSS SECTION**

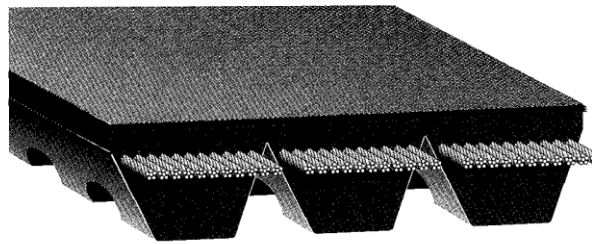


**CUT-EDGE
SIDE VIEW**

B SECTION TORQUE TEAM BELTS: "X" IN PART NUMBER DENOTES COGGED BELT

BELT NO.	Weight For Common Rib Numbers in LBS.				MAX RIBS PER SLAB	WEIGHT PER RIB	BELT NO.	Weight For Common Rib Numbers in LBS.				MAX RIBS PER SLAB	WEIGHT PER RIB
	2 RIB	3 RIB	4 RIB	5 RIB				2 RIB	3 RIB	4 RIB	5 RIB		
BX35	1.08	1.62	2.16	2.70	49	0.54	BX82	2.34	3.51	4.68	5.85	49	1.17
BX38	1.16	1.74	2.32	2.90	49	0.58	BX83	2.38	3.57	4.76	5.95	49	1.19
BX42	1.28	1.92	2.56	3.20	49	0.64	BX84	2.40	3.60	4.80	6.00	49	1.20
BX43	1.30	1.95	2.60	3.25	49	0.65	BX85	2.42	3.63	4.84	6.05	49	1.21
BX46	1.38	2.07	2.76	3.45	49	0.69	BX87	2.48	3.72	4.96	6.20	49	1.24
BX48	1.44	2.16	2.88	3.60	49	0.72	BX88	2.52	3.78	5.04	6.30	49	1.26
BX50	1.48	2.22	2.96	3.70	49	0.74	BX90	2.56	3.84	5.12	6.40	49	1.28
BX51	1.52	2.28	3.04	3.80	49	0.76	BX93	2.64	3.96	5.28	6.60	49	1.32
BX52	1.54	2.31	3.08	3.85	49	0.77	BX95	2.70	4.05	5.40	6.75	49	1.35
BX53	1.56	2.34	3.12	3.90	49	0.78	BX96	2.72	4.08	5.44	6.80	49	1.36
BX54	1.60	2.40	3.20	4.00	49	0.80	BX97	2.76	4.14	5.52	6.90	49	1.38
BX55	1.62	2.43	3.24	4.05	49	0.81	BX99	2.80	4.20	5.60	7.00	49	1.40
BX56	1.64	2.46	3.28	4.10	49	0.82	BX100	2.84	4.26	5.68	7.10	49	1.42
BX57	1.68	2.52	3.36	4.20	49	0.84	BX103	2.92	4.38	5.84	7.30	49	1.46
BX58	1.70	2.55	3.40	4.25	49	0.85	BX105	2.96	4.44	5.92	7.40	49	1.48
BX59	1.72	2.58	3.44	4.30	49	0.86	BX108	3.04	4.56	6.08	7.60	49	1.52
BX60	1.76	2.64	3.52	4.40	49	0.88	BX112	3.16	4.74	6.32	7.90	49	1.58
BX61	1.78	2.67	3.56	4.45	49	0.89	B120	3.06	4.59	6.12	7.65	38	1.53
BX62	1.80	2.70	3.60	4.50	49	0.90	B124	3.22	4.83	6.44	8.05	38	1.61
BX63	1.84	2.76	3.68	4.60	49	0.92	B128	3.32	4.98	6.64	8.30	38	1.66
BX64	1.86	2.79	3.72	4.65	49	0.93	B133	3.46	5.19	6.92	8.65	38	1.73
BX65	1.90	2.85	3.80	4.75	49	0.95	B136	3.54	5.31	7.08	8.85	38	1.77
BX66	1.92	2.88	3.84	4.80	49	0.96	B144	3.74	5.61	7.48	9.35	38	1.87
BX67	1.94	2.91	3.88	4.85	49	0.97	B148	3.84	5.76	7.68	9.60	38	1.92
BX68	1.98	2.97	3.96	4.95	49	0.99	B158	4.08	6.12	8.16	10.20	38	2.04
BX70	2.02	3.03	4.04	5.05	49	1.01	B162	4.18	6.27	8.36	10.45	38	2.09
BX71	2.06	3.09	4.12	5.15	49	1.03	B173	4.46	6.69	8.92	11.15	38	2.23
BX72	2.08	3.12	4.16	5.20	49	1.04	B180	4.64	6.96	9.28	11.60	38	2.32
BX73	2.10	3.15	4.20	5.25	49	1.05	B195	5.02	7.53	10.04	12.55	38	2.51
BX74	2.14	3.21	4.28	5.35	49	1.07	B210	5.40	8.10	10.80	13.50	38	2.70
BX75	2.16	3.24	4.32	5.40	49	1.08	B225	5.76	8.64	11.52	14.40	38	2.88
BX77	2.22	3.33	4.44	5.55	49	1.11	B240	6.14	9.21	12.28	15.35	38	3.07
BX78	2.24	3.36	4.48	5.60	49	1.12	B255	6.52	9.78	13.04	16.30	38	3.26
BX79	2.26	3.39	4.52	5.65	49	1.13	B270	6.90	10.35	13.80	17.25	38	3.45
BX80	2.30	3.45	4.60	5.75	49	1.15	B300	7.66	11.49	15.32	19.15	38	3.83
BX81	2.32	3.48	4.64	5.80	49	1.16	B315	8.04	12.06	16.08	20.10	38	4.02

HY-T® TORQUE TEAM® (CLASSICAL)



Part No: 3/CX112
 3/ 3 Rib Joined Construction
 C .88" Top Width - Classical Profile Rib
 X Premium Cogged Construction
 112 Approximate 112" Inside Length



**ENVELOPE
CROSS SECTION**



**CUT-EDGE
CROSS SECTION**



**CUT-EDGE
SIDE VIEW**

C SECTION TORQUE TEAM BELTS: "X" IN PART NUMBER DENOTES COGGED BELT

BELT NO.	Weight For Common Rib Numbers in LBS.				MAX RIBS PER SLAB	WEIGHT PER RIB	BELT NO.	Weight For Common Rib Numbers in LBS.				MAX RIBS PER SLAB	WEIGHT PER RIB
	2 RIB	3 RIB	4 RIB	5 RIB				2 RIB	3 RIB	4 RIB	5 RIB		
CX60	2.82	4.23	5.64	7.05	36	1.41	C158	7.04	10.56	14.08	17.60	26	3.52
CX68	3.14	4.71	6.28	7.85	36	1.57	C162	7.22	10.83	14.44	18.05	26	3.61
CX75	3.44	5.16	6.88	8.60	36	1.72	C173	7.70	11.55	15.40	19.25	26	3.85
CX81	3.70	5.55	7.40	9.25	36	1.85	C180	8.00	12.00	16.00	20.00	26	4.00
CX85	3.86	5.79	7.72	9.65	36	1.93	C195	8.64	12.96	17.28	21.60	26	4.32
CX90	4.08	6.12	8.16	10.20	36	2.04	C210	9.28	13.92	18.56	23.20	26	4.64
CX96	4.32	6.48	8.64	10.80	36	2.16	C225	9.86	14.79	19.72	24.65	26	4.93
CX99	4.44	6.66	8.88	11.10	36	2.22	C240	10.50	15.75	21.00	26.25	26	5.25
CX100	4.48	6.72	8.96	11.20	36	2.24	C255	11.16	16.74	22.32	27.90	26	5.58
CX105	4.70	7.05	9.40	11.75	36	2.35	C270	11.80	17.70	23.60	29.50	26	5.90
CX108	4.82	7.23	9.64	12.05	36	2.41	C285	12.46	18.69	24.92	31.15	26	6.23
CX109	4.86	7.29	9.72	12.15	36	2.43	C300	13.10	19.65	26.20	32.75	26	6.55
CX112	5.00	7.50	10.00	12.50	36	2.50	C315	13.78	20.67	27.56	34.45	26	6.89
C120	5.28	7.92	10.56	13.20	14	2.64	C330	14.42	21.63	28.84	36.05	26	7.21
C124	5.58	8.37	11.16	13.95	26	2.79	C345	15.08	22.62	30.16	37.70	26	7.54
C128	5.74	8.61	11.48	14.35	26	2.87	C360	15.72	23.58	31.44	39.30	26	7.86
C136	6.10	9.15	12.20	15.25	26	3.05	C390	17.02	25.53	34.04	42.55	26	8.51
C144	6.44	9.66	12.88	16.10	26	3.22	C420	18.32	27.48	36.64	45.80	26	9.16

D SECTION TORQUE TEAM BELTS: ALL D SECTION BELTS ENVELOPE CONSTRUCTION

BELT NO.	Weight For Common Rib Numbers in LBS.				MAX RIBS PER SLAB	WEIGHT PER RIB	BELT NO.	Weight For Common Rib Numbers in LBS.				MAX RIBS PER SLAB	WEIGHT PER RIB
	2 RIB	3 RIB	4 RIB	5 RIB				2 RIB	3 RIB	4 RIB	5 RIB		
D120	10.52	15.78	21.04	26.30	10	5.26	D300	25.76	38.64	51.52	64.40	18	12.88
D144	12.34	18.51	24.68	30.85	18	6.17	D315	26.44	39.66	52.88	66.10	18	13.22
D158	13.48	20.22	26.96	33.70	18	6.74	D330	27.68	41.52	55.36	69.20	18	13.84
D162	13.82	20.73	27.64	34.55	18	6.91	D345	28.92	43.38	57.84	72.30	18	14.46
D173	14.72	22.08	29.44	36.80	18	7.36	D360	30.16	45.24	60.32	75.40	18	15.08
D180	15.32	22.98	30.64	38.30	18	7.66	D390	32.66	48.99	65.32	81.65	18	16.33
D195	16.56	24.84	33.12	41.40	18	8.28	D420	35.14	52.71	70.28	87.85	18	17.57
D210	17.78	26.67	35.56	44.45	18	8.89	D450	37.62	56.43	75.24	94.05	18	18.81
D225	19.42	29.13	38.84	48.55	18	9.71	D480	40.10	60.15	80.20	100.25	18	20.05
D240	20.68	31.02	41.36	51.70	18	10.34	D540	45.06	67.59	90.12	112.65	18	22.53
D255	21.96	32.94	43.92	54.90	18	10.98	D600	50.04	75.06	100.08	125.10	18	25.02
D270	23.22	34.83	46.44	58.05	18	11.61	D660	55.00	82.50	110.00	137.50	18	27.50
D285	24.50	36.75	49.00	61.25	18	12.25							