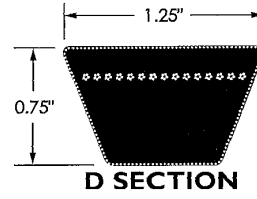
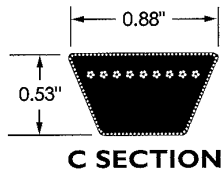
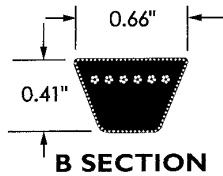
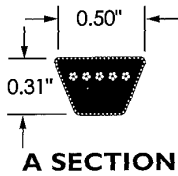


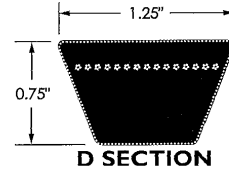
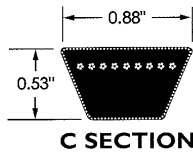
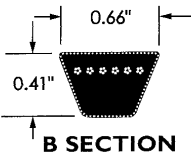
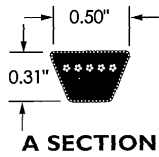
## HY-T PLUS™ (CLASSICAL)



### A SECTION HY-T BELTS: Top Width = 0.50" Thickness = 0.31"

BELT NO.	LIST PRICE	NOM. PITCH LGTH.	NOM. OUTS. LGTH.	HY-T	BELT NO.	LIST PRICE	NOM. PITCH LGTH.	NOM. OUTS. LGTH.	HY-T
				WT LB					WT LB
A20 (4L220)	\$ 4.18	21.3	22.0	.10	A66 (4L680)	\$ 7.60	67.3	68.0	.37
A21 (4L230)	\$ 4.18	22.3	23.0	.10	A67 (4L690)	\$ 7.70	68.3	69.0	.38
A22 (4L240)	\$ 4.18	23.3	24.0	.11	A68 (4L700)	\$ 7.77	69.3	70.0	.38
A23 (4L250)	\$ 4.18	24.3	25.0	.11	A69 (4L710)	\$ 7.93	70.3	71.0	.39
A24 (4L260)	\$ 4.26	25.3	26.0	.12	A70 (4L720)	\$ 8.11	71.3	72.0	.39
A25 (4L270)	\$ 4.32	26.3	27.0	.12	A71 (4L730)	\$ 8.18	72.3	73.0	.38
A26 (4L280)	\$ 4.39	27.3	28.0	.16	A72 (4L740)	\$ 8.20	73.3	74.0	.40
A27 (4L290)	\$ 4.45	28.3	29.0	.16	A73 (4L750)	\$ 8.27	74.3	75.0	.39
A28 (4L300)	\$ 4.52	29.3	30.0	.16	A74 (4L760)	\$ 8.33	75.3	76.0	.42
A29 (4L310)	\$ 4.59	30.3	31.0	.17	A75 (4L770)	\$ 8.44	76.3	77.0	.42
A30 (4L320)	\$ 4.65	31.3	32.0	.18	A76 (4L780)	\$ 8.59	77.3	78.0	.43
A31 (4L330)	\$ 4.72	32.3	33.0	.18	A77 (4L790)	\$ 8.71	78.3	79.0	.43
A32 (4L340)	\$ 4.83	33.3	34.0	.19	A78 (4L800)	\$ 8.85	79.3	80.0	.44
A33 (4L350)	\$ 4.89	34.3	35.0	.19	A79 (4L810)	\$ 8.97	80.3	81.0	.42
A34 (4L360)	\$ 5.00	35.3	36.0	.20	A80 (4L820)	\$ 9.11	81.3	82.0	.45
A35 (4L370)	\$ 5.06	36.3	37.0	.20	A81 (4L830)	\$ 9.26	82.3	83.0	.45
A36 (4L380)	\$ 5.16	37.3	38.0	.21	A82 (4L840)	\$ 9.39	83.3	84.0	.46
A37 (4L390)	\$ 5.30	38.3	39.0	.21	A83 (4L850)	\$ 9.52	84.3	85.0	.44
A38 (4L400)	\$ 5.41	39.3	40.0	.22	A84 (4L860)	\$ 9.66	85.3	86.0	.47
A39 (4L410)	\$ 5.50	40.3	41.0	.23	A85 (4L870)	\$ 9.80	86.3	87.0	.48
A40 (4L420)	\$ 5.56	41.3	42.0	.23	A86 (4L880)	\$ 9.93	87.3	88.0	.48
A41 (4L430)	\$ 5.68	42.3	43.0	.24	A87 (4L890)	\$ 10.07	88.3	89.0	.46
A42 (4L440)	\$ 5.80	43.3	44.0	.24	A88 (4L900)	\$ 10.19	89.3	90.0	.49
A43 (4L450)	\$ 5.91	44.3	45.0	.25	A89 (4L910)	\$ 10.34	90.3	91.0	.50
A44 (4L460)	\$ 5.97	45.3	46.0	.25	A90 (4L920)	\$ 10.46	91.3	92.0	.50
A45 (4L470)	\$ 6.04	46.3	47.0	.25	A91 (4L930)	\$ 10.60	92.3	93.0	.51
A46 (4L480)	\$ 6.08	47.3	48.0	.26	A92 (4L940)	\$ 10.71	93.3	94.0	.49
A47 (4L490)	\$ 6.14	48.3	49.0	.26	A93 (4L950)	\$ 10.80	94.3	95.0	.52
A48 (4L500)	\$ 6.21	49.3	50.0	.27	A94 (4L960)	\$ 10.94	95.3	96.0	.52
A49 (4L510)	\$ 6.28	50.3	51.0	.28	A95 (4L970)	\$ 11.04	96.3	97.0	.53
A50 (4L520)	\$ 6.34	51.3	52.0	.29	A96 (4L980)	\$ 11.14	97.3	98.0	.53
A51 (4L530)	\$ 6.42	52.3	53.0	.29	A97 (4L990)	\$ 11.27	98.3	99.0	.54
A52 (4L540)	\$ 6.49	53.3	54.0	.30	A98 (4L1000)	\$ 11.38	99.3	100.0	.55
A53 (4L550)	\$ 6.55	54.3	55.0	.30	A100	\$ 11.62	101.3	102.0	.56
A54 (4L560)	\$ 6.66	55.3	56.0	.29	A103	\$ 11.97	104.3	105.0	.66
A55 (4L570)	\$ 6.73	56.3	57.0	.30	A105	\$ 12.15	106.3	107.0	.58
A56 (4L580)	\$ 6.79	57.3	58.0	.32	A110	\$ 13.09	111.3	112.0	.70
A57 (4L590)	\$ 6.85	58.3	59.0	.31	A112	\$ 13.51	113.3	114.0	.62
A58 (4L600)	\$ 6.95	59.3	60.0	.33	A120	\$ 14.52	121.3	122.0	.76
A59 (4L610)	\$ 7.01	60.3	61.0	.33	A128	\$ 15.53	129.3	130.0	.86
A60 (4L620)	\$ 7.09	61.3	62.0	.34	A133	\$ 16.16	134.3	135.0	.89
A61 (4L630)	\$ 7.19	62.3	63.0	.35	A136	\$ 16.55	137.3	138.0	.91
A62 (4L640)	\$ 7.25	63.3	64.0	.35	A144	\$ 17.53	145.3	146.0	.97
A63 (4L650)	\$ 7.36	64.3	65.0	.36	A158	\$ 19.25	159.3	160.0	1.06
A64 (4L660)	\$ 7.43	65.3	66.0	.36	A173	\$ 21.12	174.3	175.0	1.16
A65 (4L670)	\$ 7.49	66.3	67.0	.37	A180	\$ 21.98	181.3	182.0	1.20

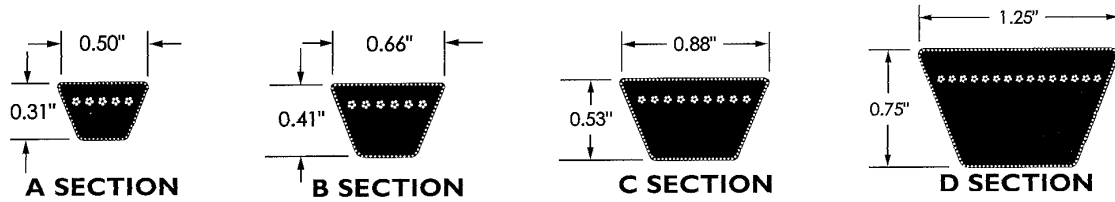
## HY-T PLUS™ (CLASSICAL)



B SECTION HY-T BELTS: Top Width = 0.66" Thickness = 0.41"									
BELT NO.	LIST PRICE	NOM. PITCH LGTH.	NOM. OUTS. LGTH.	HY-T	BELT NO.	LIST PRICE	NOM. PITCH LGTH.	NOM. OUTS. LGTH.	HY-T
				WT LB					WT LB
B22 (5L250)	\$ 5.13	23.8	25.0	.20	B79 (5L820)	\$ 12.83	80.8	82.0	.81
B23 (5L260)	\$ 5.28	24.8	26.0	.21	B80 (5L830)	\$ 13.00	81.8	83.0	.77
B24 (5L270)	\$ 5.41	25.8	27.0	.21	B81 (5L840)	\$ 13.17	82.8	84.0	.83
B25 (5L280)	\$ 5.50	26.8	28.0	.22	B82 (5L850)	\$ 13.51	83.8	85.0	.79
B26 (5L290)	\$ 5.64	27.8	29.0	.23	B83 (5L860)	\$ 13.60	84.8	86.0	.85
B27 (5L300)	\$ 5.74	28.8	30.0	.24	B84 (5L870)	\$ 13.74	85.8	87.0	.86
B28 (5L310)	\$ 5.88	29.8	31.0	.25	B85 (5L880)	\$ 13.84	86.8	88.0	.87
B29 (5L320)	\$ 6.01	30.8	32.0	.25	B86 (5L890)	\$ 13.98	87.8	89.0	.88
B30 (5L330)	\$ 6.14	31.8	33.0	.26	B87 (5L900)	\$ 14.13	88.8	90.0	.89
B31 (5L340)	\$ 6.28	32.8	34.0	.27	B88 (5L910)	\$ 14.25	89.8	91.0	.90
B32 (5L350)	\$ 6.38	33.8	35.0	.28	B89 (5L920)	\$ 14.39	90.8	92.0	.85
B33 (5L360)	\$ 6.52	34.8	36.0	.29	B90 (5L930)	\$ 14.52	91.8	93.0	.86
B34 (5L370)	\$ 6.61	35.8	37.0	.29	B91 (5L940)	\$ 14.71	92.8	94.0	.87
B35 (5L380)	\$ 6.75	36.8	38.0	.38	B92 (5L950)	\$ 14.96	93.8	95.0	.94
B36 (5L390)	\$ 6.95	37.8	39.0	.36	B93 (5L960)	\$ 15.19	94.8	96.0	.89
B37 (5L400)	\$ 7.22	38.8	40.0	.37	B94 (5L970)	\$ 15.37	95.8	97.0	.90
B38 (5L410)	\$ 7.43	39.8	41.0	.41	B95 (5L980)	\$ 15.53	96.8	98.0	.97
B39 (5L420)	\$ 7.60	40.8	42.0	.39	B96 (5L990)	\$ 15.70	97.8	99.0	.92
B40 (5L430)	\$ 7.77	41.8	43.0	.40	B97 (5L1000)	\$ 15.88	98.8	100.0	.99
B41 (5L440)	\$ 7.93	42.8	44.0	.41	B98	\$ 15.97	99.8	101.0	.94
B42 (5L450)	\$ 8.11	43.8	45.0	.45	B99	\$ 16.10	100.8	102.0	.94
B43 (5L460)	\$ 8.27	44.8	46.0	.43	B100	\$ 16.21	101.8	103.0	1.02
B44 (5L470)	\$ 8.44	45.8	47.0	.44	B101	\$ 16.31	102.8	104.0	.97
B45 (5L480)	\$ 8.62	46.8	48.0	.48	B103	\$ 16.55	104.8	106.0	1.05
B46 (5L490)	\$ 8.77	47.8	49.0	.49	B105	\$ 16.88	106.8	108.0	1.07
B47 (5L500)	\$ 8.91	48.8	50.0	.50	B108	\$ 17.49	109.8	111.0	1.03
B48 (5L510)	\$ 9.05	49.8	51.0	.51	B111	\$ 18.03	112.8	114.0	1.13
B49 (5L520)	\$ 9.17	50.8	52.0	.48	B112	\$ 18.24	113.8	115.0	1.07
B50 (5L530)	\$ 9.32	51.8	53.0	.52	B115	\$ 18.63	116.8	118.0	1.17
B51 (5L540)	\$ 9.46	52.8	54.0	.54	B116	\$ 18.75	117.8	119.0	1.11
B52 (5L550)	\$ 9.56	53.8	55.0	.54	B118	\$ 19.00	119.8	121.0	1.21
B53 (5L560)	\$ 9.62	54.8	56.0	.55	B120	\$ 19.25	121.8	123.0	1.21
B54 (5L570)	\$ 9.72	55.8	57.0	.56	B124	\$ 19.93	125.8	127.0	1.36
B55 (5L580)	\$ 9.80	56.8	58.0	.57	B128	\$ 20.59	129.8	131.0	1.29
B56 (5L590)	\$ 9.87	57.8	59.0	.58	B133	\$ 21.61	134.8	136.0	1.46
B57 (5L600)	\$ 9.93	58.8	60.0	.59	B136	\$ 21.85	137.8	139.0	1.49
B58 (5L610)	\$ 9.99	59.8	61.0	.60	B140	\$ 22.65	141.8	143.0	1.53
B59 (5L620)	\$ 10.07	60.8	62.0	.61	B144	\$ 23.30	145.8	147.0	1.57
B60 (5L630)	\$ 10.13	61.8	63.0	.62	B148	\$ 23.87	149.8	151.0	1.62
B61 (5L640)	\$ 10.26	62.8	64.0	.63	B150	\$ 24.10	151.8	153.0	1.64
B62 (5L650)	\$ 10.40	63.8	65.0	.64	B154	\$ 25.00	155.8	157.0	1.68
B63 (5L660)	\$ 10.54	64.8	66.0	.65	B158	\$ 25.32	159.8	161.0	1.72
B64 (5L670)	\$ 10.66	65.8	67.0	.66	B162	\$ 26.33	163.8	165.0	1.77
B65 (5L680)	\$ 10.80	66.8	68.0	.67	B173	\$ 27.69	174.8	176.0	1.88
B66 (5L690)	\$ 10.94	67.8	69.0	.68	B180	\$ 29.03	181.8	183.0	1.96
B67 (5L700)	\$ 11.04	68.8	70.0	.65	B190	\$ 30.65	191.8	193.0	2.06
B68 (5L710)	\$ 11.14	69.8	71.0	.70	B195	\$ 31.39	196.8	198.0	2.12
B69 (5L720)	\$ 11.27	70.8	72.0	.71	B205	\$ 32.92	206.8	208.0	2.22
B70 (5L730)	\$ 11.44	71.8	73.0	.72	B210	\$ 33.75	211.8	213.0	2.28
B71 (5L740)	\$ 11.58	72.8	74.0	.69	B225	\$ 35.85	226.8	228.0	2.42
B72 (5L750)	\$ 11.72	73.8	75.0	.74	B240	\$ 38.16	241.8	243.0	2.58
B73 (5L760)	\$ 11.85	74.8	76.0	.75	B255	\$ 40.69	256.8	258.0	2.74
B74 (5L770)	\$ 12.03	75.8	77.0	.71	B270	\$ 43.22	271.8	273.0	2.90
B75 (5L780)	\$ 12.15	76.8	78.0	.72	B285	\$ 45.58	286.8	288.0	3.06
B76 (5L790)	\$ 12.33	77.8	79.0	.73	B300	\$ 47.94	301.8	303.0	3.22
B77 (5L800)	\$ 12.49	78.8	80.0	.79	B315	\$ 51.39	316.8	318.0	3.27
B78 (5L810)	\$ 12.66	79.8	81.0	.80					



## HY-T PLUS™ (CLASSICAL)



### C SECTION HY-T BELTS: Top Width = 0.88" Thickness = 0.53"

BELT NO.	LIST PRICE	NOM. PITCH LGTH.	NOM. OUTS. LGTH.	HY-T	BELT NO.	LIST PRICE	NOM. PITCH LGTH.	NOM. OUTS. LGTH.	HY-T	BELT NO.	LIST PRICE	NOM. PITCH LGTH.	NOM. OUTS. LGTH.	HY-T
				WT LB					WT LB					WT LB
C51	\$ 15.53	53.9	55.0	.92	C101	\$ 30.83	103.9	105.0	1.77	C180	\$ 54.02	182.9	184.0	3.42
C55	\$ 16.74	57.9	59.0	.99	C105	\$ 31.74	107.9	109.0	1.83	C190	\$ 57.02	192.9	194.0	3.61
C60	\$ 18.24	62.9	64.0	1.07	C106	\$ 32.00	108.9	110.0	1.85	C195	\$ 58.41	197.9	199.0	3.70
C68	\$ 20.59	70.9	72.0	1.21	C108	\$ 32.58	110.9	112.0	1.88	C210	\$ 63.14	212.9	214.0	4.04
C71	\$ 21.46	73.9	75.0	1.27	C109	\$ 32.88	111.9	113.0	1.90	C225	\$ 66.96	225.9	227.0	4.29
C72	\$ 21.91	74.9	76.0	1.29	C112	\$ 33.75	114.9	116.0	1.95	C240	\$ 70.90	240.9	242.0	4.57
C75	\$ 22.63	77.9	79.0	1.32	C115	\$ 34.65	117.9	119.0	2.00	C255	\$ 75.83	255.9	257.0	4.85
C78	\$ 23.53	80.9	82.0	1.38	C120	\$ 36.13	122.9	124.0	2.08	C270	\$ 80.03	270.9	272.0	5.13
C81	\$ 24.64	83.9	85.0	1.43	C124	\$ 37.28	126.9	128.0	2.43	C285	\$ 84.45	285.9	287.0	5.42
C85	\$ 25.32	87.9	89.0	1.50	C128	\$ 38.74	130.9	132.0	2.21	C300	\$ 88.79	300.9	302.0	5.70
C90	\$ 27.34	92.9	94.0	1.58	C136	\$ 40.66	138.9	140.0	2.61	C315	\$ 93.18	315.9	317.0	6.00
C93	\$ 28.19	95.9	97.0	1.64	C144	\$ 43.22	146.9	148.0	2.76	C330	\$ 97.58	330.9	332.0	6.29
C96	\$ 29.03	98.9	100.0	1.68	C150	\$ 44.95	152.9	154.0	2.87	C345	\$ 101.97	345.9	347.0	6.57
C97	\$ 29.35	99.9	101.0	1.69	C158	\$ 47.27	160.9	162.0	3.01	C360	\$ 106.36	360.9	362.0	6.85
C99	\$ 29.94	101.9	103.0	1.74	C162	\$ 48.29	164.9	166.0	3.09	C390	\$ 115.47	390.9	392.0	7.42
C100	\$ 30.25	102.9	104.0	1.75	C173	\$ 51.66	175.9	177.0	3.29	C420	\$ 124.59	420.9	422.0	7.98

### D SECTION HY-T BELTS: Top Width = 1.25" Thickness = 0.75"

BELT NO.	LIST PRICE	NOM. PITCH LGTH.	NOM. OUTS. LGTH.	HY-T	BELT NO.	LIST PRICE	NOM. PITCH LGTH.	NOM. OUTS. LGTH.	HY-T	BELT NO.	LIST PRICE	NOM. PITCH LGTH.	NOM. OUTS. LGTH.	HY-T
				WT LB					WT LB					WT LB
D112	\$ 62.53	115.3	117.0	4.19	D210	\$116.49	213.3	215.0	8.45	D345	\$ 188.40	345.8	347.5	13.69
D120	\$ 66.86	123.3	125.0	4.94	D225	\$123.06	225.8	227.5	8.96	D360	\$ 196.51	360.8	362.5	14.28
D128	\$ 71.24	131.3	133.0	5.26	D240	\$131.00	240.8	242.5	9.54	D390	\$ 213.39	390.8	392.5	15.45
D144	\$ 80.03	147.3	149.0	5.88	D255	\$139.12	255.8	257.5	10.13	D420	\$ 230.28	420.8	422.5	16.63
D158	\$ 87.79	161.3	163.0	6.43	D270	\$147.56	270.8	272.5	10.71	D450	\$ 247.16	450.8	452.5	17.80
D162	\$ 90.48	165.3	167.0	6.58	D285	\$155.66	285.8	287.5	11.30	D480	\$ 264.03	480.8	482.5	18.98
D173	\$ 95.89	176.3	178.0	7.01	D300	\$163.76	300.8	302.5	11.88	D540	\$ 297.81	540.8	542.5	21.33
D180	\$ 99.60	183.3	185.0	7.28	D315	\$172.02	315.8	317.5	12.52					
D195	\$108.05	198.3	200.0	7.87	D330	\$180.31	330.8	332.5	13.10					

### E SECTION HY-T BELTS: Top Width = 1.50" Thickness = 0.91"

BELT NO.	LIST PRICE	NOM. PITCH LGTH.	NOM. OUTS. LGTH.	HY-T	BELT NO.	LIST PRICE	NOM. PITCH LGTH.	NOM. OUTS. LGTH.	HY-T	BELT NO.	LIST PRICE	NOM. PITCH LGTH.	NOM. OUTS. LGTH.	HY-T
				WT LB					WT LB					WT LB
E180	\$169.60	184.5	187.5	9.88	E300	\$277.26	301.0	304.0	16.16	E420	\$ 391.94	421.0	424.0	23.08
E195	\$183.51	199.5	202.5	10.79	E330	\$304.96	331.0	334.0	18.19	E480	\$ 450.50	481.0	484.0	26.34
E210	\$197.77	214.5	217.5	11.59	E360	\$332.41	361.0	364.0	19.82	E540	\$ 510.01	541.0	544.0	30.30
E240	\$222.00	241.5	244.0	12.99	E390	\$362.18	391.0	394.0	21.45	E600	\$ 569.57	601.0	604.0	33.70
E270	\$249.59	271.5	274.0	14.57										

**NOTE: "E" SECTION BELTS ARE FOR REPLACEMENT ON EXISTING DRIVES ONLY.  
NEVER USE FOR NEW DRIVE DESIGN.**