

**[ Z-PAK® SERIES ]**  
High Efficiency Rigid Cell

**FEATURES**


Glasfloss Z-Pak air filters are designed for medium and high efficiency applications and offer superior service life. The Z-Pak's total rigid construction makes it ideal for variable air volume systems (VAV), where changes in air flow can have an adverse affect on non-rigid type filters. Z-Pak filters are available with fiberglass or synthetic media in four efficiency performance levels: 40-45%, 60-65%, 80-85% and 90-95%. The Z-Pak is available in a variety of filter face dimensions with two optional depths.

**CONSTRUCTION**

The key to the Z-Pak's performance capability is its design. The design is built around controlled filter media spacing, which ensures maximum air flow with minimal resistance factors. The heart of any filter product is the media. The filter media is a high density, microfne glass fiber or synthetic fiber, which consistently provide high performance ratings. The media is supported by heavy-duty, metal backing to aid in maintaining its rigid configuration. Controlled filter media spacing is achieved through the use of flame retardant, plastic media separators. The outer filter enclosure is bonded to the media pack and made of heavy gauge, galvanized steel to further enhance the filter integrity. To ensure maximum rigidity and prevent any possible media pack shifting under high velocity conditions, diagonal, galvanized steel reinforcing struts are attached to the filter frame. Spring clip holes (box style) for pre-filter attachment.

**APPLICATIONS**

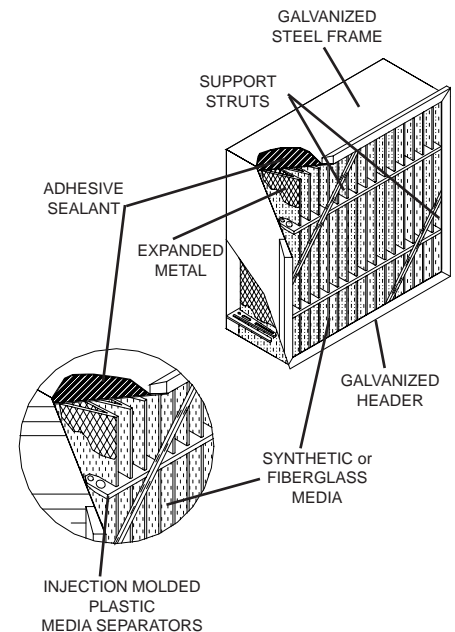
Z-Pak high efficiency air filters are used in a variety of commercial and industrial applications including: schools, commercial buildings, hospitals, arenas, manufacturing plants, micro electronic component assembly and food processing. The filter header option lets the Z-Pak fit into any existing installation without modification. Z-Pak filters can be interchanged or adapted to any existing filter system.



- Synthetic or Fiberglass Media Available
- Injection Molded Pleat Separators
- Header or Box Styles
- High Dust Holding Capacity
- Ideal for VAV Systems

**SPECIFICATIONS**

The Glasfloss Z-Pak Series frame shall be a rigid construction of 26 gauge galvanized steel. A heavy gauge, galvanized steel header is optional for the Z-Pak Series. The media shall be a high density synthetic fiber or a microfne glass fiber. The filter media pack shall be constructed by pleating a continuous sheet of media into uniform spaced pleats, which are separated by flame retardant, injection molded plastic media separators. A heavy-duty expanded metal reinforcement shall be laminated to the air exit side of the media by a thermo-setting adhesive to maintain continuity of the radial pleats. The expanded metal shall be galvanized to resist rust and corrosion. Metal vertical brackets shall be utilized to stabilize the media pack and prevent air bypass. The air entry and air exit side shall be fitted with two 26 gauge support struts. The pleated media ends are adhered to the top and bottom of the metal frame with an adhesive sealant to prevent air bypass. Gasket material, 3/4" in width and 1/4" in thickness, is optional. Glasfloss Z-Pak series filters shall be rated to withstand temperatures up to 180 degrees Fahrenheit. Glasfloss Z-Pak filters shall be rated Class 2 under U.L. std. 900.



Efficiency	40-45%	60-65%	80-85%	90-95%
MERV	9	11	13	14

"Serving You With Locations Throughout The Nation"

Glasfloss has a policy of uninterrupted research, development and product improvement and reserves the right to change design and specifications without notice.

# Z-PAK<sup>®</sup> SERIES

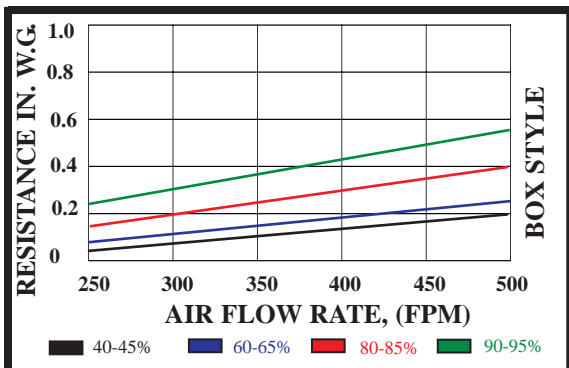
## High Efficiency Rigid Cell

### Z-PAK SYNTHETIC SERIES

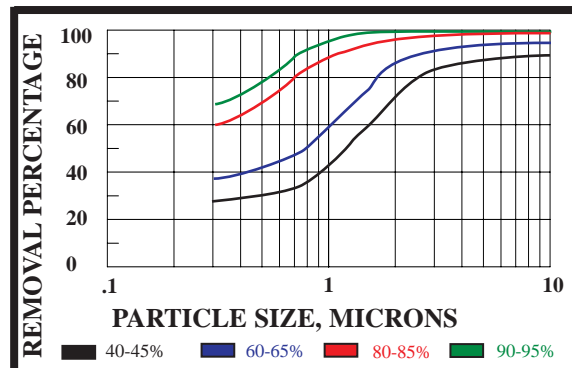
BASE MODEL NUMBER	SIZE W x H x D NOMINAL	SIZE W x H x D EXACT	RATED VELOCITY FPM	INITIAL RESIST. IN. W.G.		FINAL RESIST. IN. WG.	MEDIA SQUARE FEET
				BOX	HEADER		
<b>90-95% Efficiency - MERV 14</b>							
ZPS242412	24 X 24 X 12	23-3/8 X 23-3/8 X 11-1/2	500	.55	.70	1.50	58.33
ZPS122412	12 X 24 X 12	11-3/8 X 23-3/8 X 11-1/2	500	.55	.70	1.50	29.17
ZPS202012	20 X 20 X 12	19-3/8 X 19-3/8 X 11-1/2	500	.55	.70	1.50	42.66
ZPS202412	20 X 24 X 12	19-3/8 X 23-3/8 X 11-1/2	500	.55	.70	1.50	47.40
ZPS252012	25 X 20 X 12	24-3/8 X 19-3/8 X 11-1/2	500	.55	.70	1.50	55.78
ZPS24246	24 X 24 X 6	23-3/8 X 23-3/8 X 5-7/8	250	.29	.37	1.50	26.39
ZPS12246	12 X 24 X 6	11-3/8 X 23-3/8 X 5-7/8	250	.29	.37	1.50	13.20
ZPS20206	20 X 20 X 6	19-3/8 X 19-3/8 X 5-7/8	250	.29	.37	1.50	19.30
ZPS20246	20 X 24 X 6	19-3/8 X 23-3/8 X 5-7/8	250	.29	.37	1.50	21.45
ZPS25206	25 X 20 X 6	24-3/8 X 19-3/8 X 5-7/8	250	.29	.37	1.50	25.24
<b>80-85% Efficiency - MERV 13</b>							
ZPS242412	24 X 24 X 12	23-3/8 X 23-3/8 X 11-1/2	500	.40	.54	1.50	58.33
ZPS122412	12 X 24 X 12	11-3/8 X 23-3/8 X 11-1/2	500	.40	.54	1.50	29.17
ZPS202012	20 X 20 X 12	19-3/8 X 19-3/8 X 11-1/2	500	.40	.54	1.50	42.66
ZPS202412	20 X 24 X 12	19-3/8 X 23-3/8 X 11-1/2	500	.40	.54	1.50	47.40
ZPS252012	25 X 20 X 12	24-3/8 X 19-3/8 X 11-1/2	500	.40	.54	1.50	55.78
ZPS24246	24 X 24 X 6	23-3/8 X 23-3/8 X 5-7/8	250	.22	.28	1.50	26.39
ZPS12246	12 X 24 X 6	11-3/8 X 23-3/8 X 5-7/8	250	.22	.28	1.50	13.20
ZPS20206	20 X 20 X 6	19-3/8 X 19-3/8 X 5-7/8	250	.22	.28	1.50	19.30
ZPS20246	20 X 24 X 6	19-3/8 X 23-3/8 X 5-7/8	250	.22	.28	1.50	21.45
ZPS25206	25 X 20 X 6	24-3/8 X 19-3/8 X 5-7/8	250	.22	.28	1.50	25.24
<b>60-65% Efficiency - MERV 11</b>							
ZPS242412	24 X 24 X 12	23-3/8 X 23-3/8 X 11-1/2	500	.24	.34	1.50	58.33
ZPS122412	12 X 24 X 12	11-3/8 X 23-3/8 X 11-1/2	500	.24	.34	1.50	29.17
ZPS202012	20 X 20 X 12	19-3/8 X 19-3/8 X 11-1/2	500	.24	.34	1.50	42.66
ZPS202412	20 X 24 X 12	19-3/8 X 23-3/8 X 11-1/2	500	.24	.34	1.50	47.40
ZPS252012	25 X 20 X 12	24-3/8 X 19-3/8 X 11-1/2	500	.24	.34	1.50	55.78
ZPS24246	24 X 24 X 6	23-3/8 X 23-3/8 X 5-7/8	250	.14	.22	1.50	26.39
ZPS12246	12 X 24 X 6	11-3/8 X 23-3/8 X 5-7/8	250	.14	.22	1.50	13.20
ZPS20206	20 X 20 X 6	19-3/8 X 19-3/8 X 5-7/8	250	.14	.22	1.50	19.30
ZPS20246	20 X 24 X 6	19-3/8 X 23-3/8 X 5-7/8	250	.14	.22	1.50	21.45
ZPS25206	25 X 20 X 6	24-3/8 X 19-3/8 X 5-7/8	250	.14	.22	1.50	25.24
<b>40-45% Efficiency - MERV 9</b>							
ZPS242412	24 X 24 X 12	23-3/8 X 23-3/8 X 11-1/2	500	.20	.25	1.50	58.33
ZPS122412	12 X 24 X 12	11-3/8 X 23-3/8 X 11-1/2	500	.20	.25	1.50	29.17
ZPS202012	20 X 20 X 12	19-3/8 X 19-3/8 X 11-1/2	500	.20	.25	1.50	42.66
ZPS202412	20 X 24 X 12	19-3/8 X 23-3/8 X 11-1/2	500	.20	.25	1.50	47.40
ZPS252012	25 X 20 X 12	24-3/8 X 19-3/8 X 11-1/2	500	.20	.25	1.50	55.78
ZPS24246	24 X 24 X 6	23-3/8 X 23-3/8 X 5-7/8	250	.11	.16	1.50	26.39
ZPS12246	12 X 24 X 6	11-3/8 X 23-3/8 X 5-7/8	250	.11	.16	1.50	13.20
ZPS20206	20 X 20 X 6	19-3/8 X 19-3/8 X 5-7/8	250	.11	.16	1.50	19.30
ZPS20246	20 X 24 X 6	19-3/8 X 23-3/8 X 5-7/8	250	.11	.16	1.50	21.45
ZPS25206	25 X 20 X 6	24-3/8 X 19-3/8 X 5-7/8	250	.11	.16	1.50	25.24

Tolerances shall be +/- 1/16" for width and height. The frame depth shall not exceed 5-7/8" and 11-1/2". All special sizes will be undersized 1/4" unless specified otherwise. Header thickness shall be 13/16". Performance values based on ASHRAE and in-house testing methods.

**STANDARD PRESSURE DROP**  
Test Filter Size 24" x 24" x 12" Nominal



**MINIMUM PARTICLE SIZE EFFICIENCY**  
Test Filter Size 24" x 24" x 12" Nominal



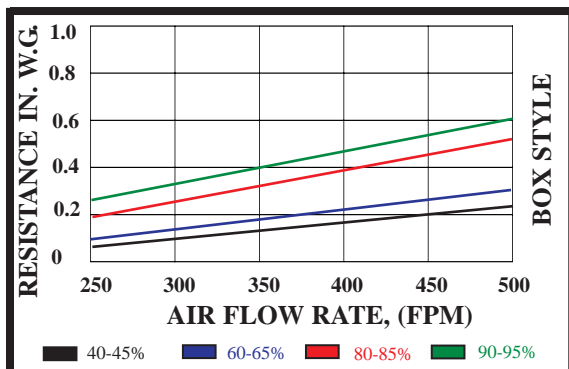
**Z-PAK FIBERGLASS SERIES**

BASE MODEL NUMBER	SIZE W x H x D NOMINAL	SIZE W x H x D EXACT	RATED VELOCITY FPM	INITIAL RESIST. IN. W.G.		FINAL RESIST. IN. W.G.	MEDIA SQUARE FEET
				BOX	HEADER		
<b>90-95% Efficiency - MERV 14</b>							
ZPK242412	24 X 24 X 12	23-3/8 X 23-3/8 X 11-1/2	500	0.59	0.79	1.50	58.33
ZPK122412	12 X 24 X 12	11-3/8 X 23-3/8 X 11-1/2	500	0.59	0.79	1.50	29.17
ZPK202012	20 X 20 X 12	19-3/8 X 19-3/8 X 11-1/2	500	0.59	0.79	1.50	42.66
ZPK202412	20 X 24 X 12	19-3/8 X 23-3/8 X 11-1/2	500	0.59	0.79	1.50	47.40
ZPK252012	25 X 20 X 12	24-3/8 X 19-3/8 X 11-1/2	500	0.59	0.79	1.50	55.78
ZPK24246	24 X 24 X 6	23-3/8 X 23-3/8 X 5-7/8	250	0.31	0.41	1.50	26.39
ZPK12246	12 X 24 X 6	11-3/8 X 23-3/8 X 5-7/8	250	0.31	0.41	1.50	13.20
ZPK20206	20 X 20 X 6	19-3/8 X 19-3/8 X 5-7/8	250	0.31	0.41	1.50	19.30
ZPK20246	20 X 24 X 6	19-3/8 X 23-3/8 X 5-7/8	250	0.31	0.41	1.50	21.45
ZPK25206	25 X 20 X 6	24-3/8 X 19-3/8 X 5-7/8	250	0.31	0.41	1.50	25.24
<b>80-85% Efficiency - MERV 13</b>							
ZPK242412	24 X 24 X 12	23-3/8 X 23-3/8 X 11-1/2	500	0.48	0.58	1.50	58.33
ZPK122412	12 X 24 X 12	11-3/8 X 23-3/8 X 11-1/2	500	0.48	0.58	1.50	29.17
ZPK202012	20 X 20 X 12	19-3/8 X 19-3/8 X 11-1/2	500	0.48	0.58	1.50	42.66
ZPK202412	20 X 24 X 12	19-3/8 X 23-3/8 X 11-1/2	500	0.48	0.58	1.50	47.40
ZPK252012	25 X 20 X 12	24-3/8 X 19-3/8 X 11-1/2	500	0.48	0.58	1.50	55.78
ZPK24246	24 X 24 X 6	23-3/8 X 23-3/8 X 5-7/8	250	0.26	0.35	1.50	26.39
ZPK12246	12 X 24 X 6	11-3/8 X 23-3/8 X 5-7/8	250	0.26	0.35	1.50	13.20
ZPK20206	20 X 20 X 6	19-3/8 X 19-3/8 X 5-7/8	250	0.26	0.35	1.50	19.30
ZPK20246	20 X 24 X 6	19-3/8 X 23-3/8 X 5-7/8	250	0.26	0.35	1.50	21.45
ZPK25206	25 X 20 X 6	24-3/8 X 19-3/8 X 5-7/8	250	0.26	0.35	1.50	25.24
<b>60-65% Efficiency - MERV 11</b>							
ZPK242412	24 X 24 X 12	23-3/8 X 23-3/8 X 11-1/2	500	.32	.48	1.50	58.33
ZPK122412	12 X 24 X 12	11-3/8 X 23-3/8 X 11-1/2	500	.32	.48	1.50	29.17
ZPK202012	20 X 20 X 12	19-3/8 X 19-3/8 X 11-1/2	500	.32	.48	1.50	42.66
ZPK202412	20 X 24 X 12	19-3/8 X 23-3/8 X 11-1/2	500	.32	.48	1.50	47.40
ZPK252012	25 X 20 X 12	24-3/8 X 19-3/8 X 11-1/2	500	.32	.48	1.50	55.78
ZPK24246	24 X 24 X 6	23-3/8 X 23-3/8 X 5-7/8	250	.21	.28	1.50	26.39
ZPK12246	12 X 24 X 6	11-3/8 X 23-3/8 X 5-7/8	250	.21	.28	1.50	13.20
ZPK20206	20 X 20 X 6	19-3/8 X 19-3/8 X 5-7/8	250	.21	.28	1.50	19.30
ZPK20246	20 X 24 X 6	19-3/8 X 23-3/8 X 5-7/8	250	.21	.28	1.50	21.45
ZPK25206	25 X 20 X 6	24-3/8 X 19-3/8 X 5-7/8	250	.21	.28	1.50	25.24
<b>40-45% Efficiency - MERV 9</b>							
ZPK242412	24 X 24 X 12	23-3/8 X 23-3/8 X 11-1/2	500	.22	.27	1.50	58.33
ZPK122412	12 X 24 X 12	11-3/8 X 23-3/8 X 11-1/2	500	.22	.27	1.50	29.17
ZPK202012	20 X 20 X 12	19-3/8 X 19-3/8 X 11-1/2	500	.22	.27	1.50	42.66
ZPK202412	20 X 24 X 12	19-3/8 X 23-3/8 X 11-1/2	500	.22	.27	1.50	47.40
ZPK252012	25 X 20 X 12	24-3/8 X 19-3/8 X 11-1/2	500	.22	.27	1.50	55.78
ZPK24246	24 X 24 X 6	23-3/8 X 23-3/8 X 5-7/8	250	.13	.18	1.50	26.39
ZPK12246	12 X 24 X 6	11-3/8 X 23-3/8 X 5-7/8	250	.13	.18	1.50	13.20
ZPK20206	20 X 20 X 6	19-3/8 X 19-3/8 X 5-7/8	250	.13	.18	1.50	19.30
ZPK20246	20 X 24 X 6	19-3/8 X 23-3/8 X 5-7/8	250	.13	.18	1.50	21.45
ZPK25206	25 X 20 X 6	24-3/8 X 19-3/8 X 5-7/8	250	.13	.18	1.50	25.24

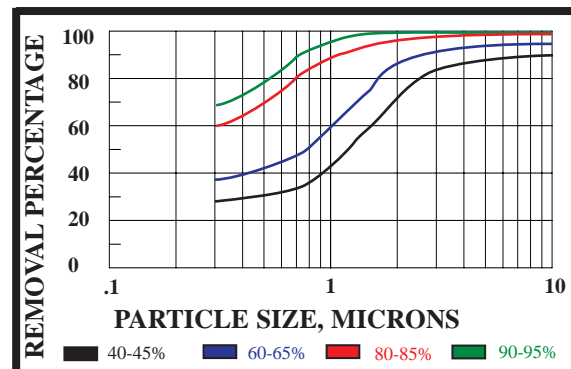
Tolerances shall be +/- 1/16" for width and height. The frame depth shall not exceed 5-7/8" and 11-1/2". All special sizes will be undersized 1/4" unless specified otherwise. Header thickness shall be 13/16". Performance values based on ASHRAE and in-house testing methods.

**STANDARD PRESSURE DROP**

Test Filter Size 24" x 24" x 12" Nominal


**MINIMUM PARTICLE SIZE EFFICIENCY**

Test Filter Size 24" x 24" x 12" Nominal



"Serving You With Locations Throughout The Nation"

Glasfloss has a policy of uninterrupted research, development and product improvement and reserves the right to change design and specifications without notice.

**PART NUMBER CONFIGURATION**

PREFIX	MEDIA	FILTER SIZE	EFFICIENCY	FRAME STYLE	GASKET LOCATION
□ ZP	□ S = SYNTHETIC K = FIBERGLASS	□ NUMERICAL SIZE OF FILTER i.e 242412	□ 45 = 40-45% 65 = 60-65% 85 = 80-85% 95 = 90-95%	□ B = BOX H = HEADER DH = DOUBLE HEADER	□ O = NO GASKET <b>BOX STYLE</b> A = AIR EXIT B = AIR ENTRY C = AIR ENTRY/EXIT D = SIDE LOAD <b>SINGLE HEADER</b> E = AIR ENTRY/EXIT F = AIR ENTRY H = AIR EXIT J = SIDE LOAD <b>DOUBLE HEADER</b> K = AIR ENTRY/EXIT M = AIR ENTRY P = AIR EXIT Q = SIDE LOAD

**> Z-PAK SERIES FILTERS**

- High Efficiency Synthetic or Fiberglass Media
- Ideal for Variable Air Volume Systems
- 6" and 12" Depths
- Available with Box or Header Construction
- Ideal for High Humidity Applications (Synthetic Series)
- Spring Clip Holes (box style) for Pre-filter Attachment

Glasfloss Z-PAK Series incorporates media that is color coded to identify efficiency:

90-95% Yellow	
80-85% Pink	
60-65% Orange	
40-45%*	

\*Tan/Yellow (Fiberglass), White (Synthetic)

Distributed by:



"Serving You With Locations Throughout The Nation"

Glasfloss has a policy of uninterrupted research, development and product improvement and reserves the right to change design and specifications without notice.