



# MAGNA GT

## Gas Turbine Series

### FEATURES


Glasfloss Magna GT filters are designed to withstand the rigors of a gas turbine engine, centrifugal compressor and other high velocity applications. Heavy-duty face grills and additional media pack reinforcements ensure the integrity of the filters under the most demanding conditions. The RM series is suited for standard capacity applications; the XL series provides additional media for higher velocity applications. Glasfloss Magna GT filters are available in 60-65% and 90-95% ASHRAE efficiencies. Standard sizes are available in single or double header frame styles.

### CONSTRUCTION

Glasfloss Magna GT filters shall be manufactured with high efficiency glass microfiber media that is gently pleated to form the media pack. Rolled edge aluminum separators are inserted between each pleat to provide an extensive open area for air flow and to stabilize the media pack. A heavy-duty 26 gauge galvanized metal frame shall encapsulate the media pack. The entire media pack is sealed and bonded to the frame to prevent air bypass and to ensure the integrity of the filter. Additionally, heavy-duty metal face guards are installed on the air entering and air leaving sides of the filters.

### APPLICATIONS

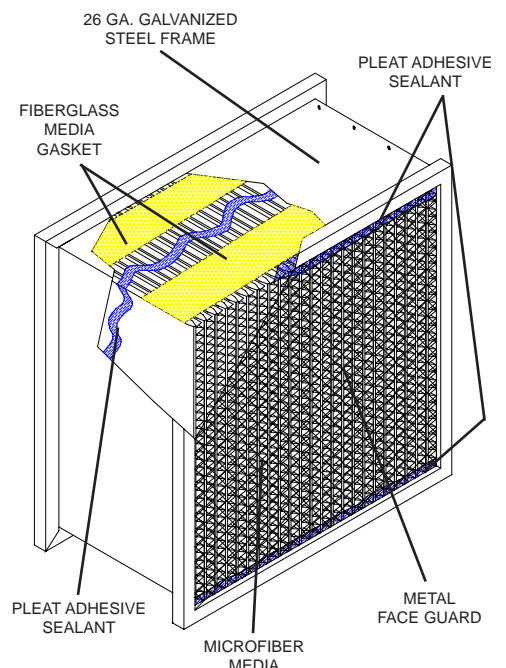
Glasfloss Magna GT filters are ideally suited for demanding gas turbine and centrifugal compressor applications. In addition, Magna GT filters can be used in high velocity HVAC applications where filters with an extra measure of durability and performance are required.



- Heavy-duty Construction for Gas Turbine Applications
- Glass Microfiber Media Provides Excellent Moisture Resistance
- Extra Durability for Demanding HVAC Applications
- Standard and High Capacity Versions Available

### SPECIFICATIONS

The Glasfloss Magna GT frame shall be made of a 26 gauge galvanized metal. A 26 gauge galvanized steel header shall be used on the metal frame. The media shall be constructed of a water resistant, inorganic glass microfiber. For quality assurance, the glass microfiber media rolls are randomly tested and certified to meet minimum efficiency requirements by the media manufacturer. The media pack shall consist of a continuous sheet of the pleated glass microfiber. The pleated media pack is separated with multiple rolled edge corrugated aluminum separators. The media cartridge shall be sealed at the air entering, center and air leaving sides with a sealant that bonds the media and separators to the interior of the frame filter. A 1/4" neoprene thick gasket shall be applied on the filter. An expanded metal face guard is installed on the air entering and air leaving sides of the frame to insure filter integrity and increase rigidity. The expanded metal shall be galvanized to resist rust and corrosion. The filter shall be rated to withstand temperatures up to 180 degrees Fahrenheit. The filters shall be rated Class 2 under U. L. Std. 900 and withstand up to 11 in. w.g. in an "Air Filter Breaching Test." Magna GT Series shall have the following performance.



Efficiency	60-65%	90-95%
MERV	11	14

"Serving You With Locations Throughout The Nation"

Glasfloss has a policy of uninterrupted research, development and product improvement and reserves the right to change design and specifications without notice.

# [ MAGNA GT ]

## Gas Turbine Series

### 600 Series 60-65%

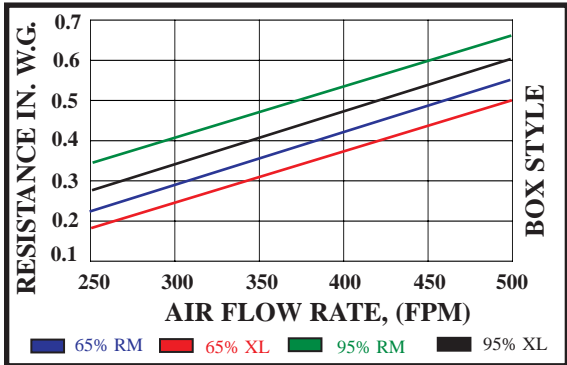
BASE MODEL NUMBER	SIZE H x W x D NOMINAL	SIZE H x W x D EXACT	RATED VELOCITY FPM		INITIAL RESIST. IN. W.G.		MEDIA SQUARE FEET		SIZE H x W x D NOMINAL MM	RATED VELOCITY M/H		INITIAL RESIST. PASCALS	
			RM	XL	RM	XL	RM	XL		RM	XL	RM	XL
2412A1	24 x 12 x 6	23-3/8 x 11-3/8 x 5-7/8	250	250	.30	.25	25.59	33.47	610 x 305 x 152	4575	4575	74.64	62.2
2424A1	24 x 24 x 6	23-3/8 x 23-3/8 x 5-7/8	250	250	.30	.25	52.89	69.17	610 x 610 x 152	4575	4575	74.64	62.2
2412B1	24 x 12 x 12	23-3/8 x 11-3/8 x 11-1/2	500	500	.55	.50	51.19	66.94	610 x 305 x 305	9150	9150	136.84	124.4
2424B1	24 x 24 x 12	23-3/8 x 23-3/8 x 11-1/2	500	500	.55	.50	105.79	138.34	610 x 610 x 305	9150	9150	136.84	124.4

### 900 Series 90-95%

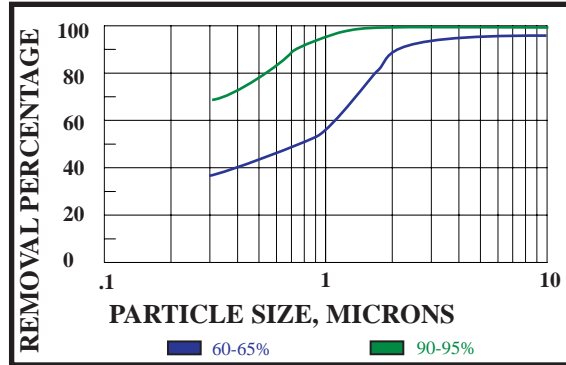
BASE MODEL NUMBER	SIZE H x W x D NOMINAL	SIZE H x W x D EXACT	RATED VELOCITY FPM		INITIAL RESIST. IN. W.G.		MEDIA SQUARE FEET		SIZE H x W x D NOMINAL MM	RATED VELOCITY M/H		INITIAL RESIST. PASCALS	
			RM	XL	RM	XL	RM	XL		RM	XL	RM	XL
2412A3	24 x 12 x 6	23-3/8 x 11-3/8 x 5-7/8	250	250	.40	.35	25.59	33.47	610 x 305 x 152	4575	4575	99.52	87.08
2424A3	24 x 24 x 6	23-3/8 x 23-3/8 x 5-7/8	250	250	.40	.35	52.89	69.17	610 x 610 x 152	4575	4575	99.52	87.08
2412B3	24 x 12 x 12	23-3/8 x 11-3/8 x 11-1/2	500	500	.65	.60	51.19	66.94	610 x 305 x 305	9150	9150	161.72	149.28
2424B3	24 x 24 x 12	23-3/8 x 23-3/8 x 11-1/2	500	500	.65	.60	105.79	138.34	610 x 610 x 305	9150	9150	161.72	149.28

Tolerances shall be +/- 1/16" for height, width and depth. The frame depth shall not exceed 5-7/8" and 11-1/2". Performance values based on ASHRAE and in-house testing methods.

**STANDARD PRESSURE DROP**  
Test Filter Size 24" x 24" x 12" Nominal



**MINIMUM PARTICLE SIZE EFFICIENCY**  
Test Filter Size 24" x 24" x 12" Nominal



Distributed by:



"Serving You With Locations Throughout The Nation"

Glasfloss has a policy of uninterrupted research, development and product improvement and reserves the right to change design and specifications without notice.